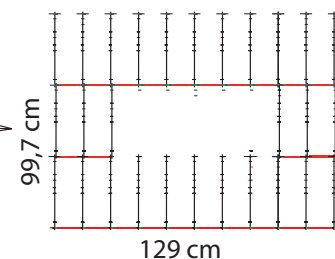
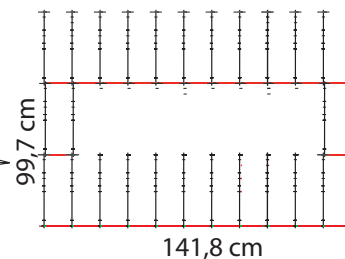
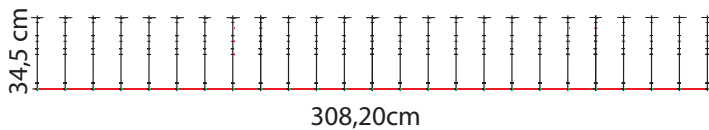
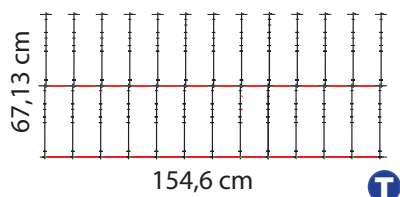

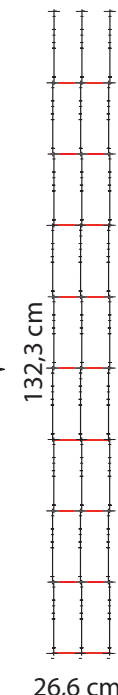
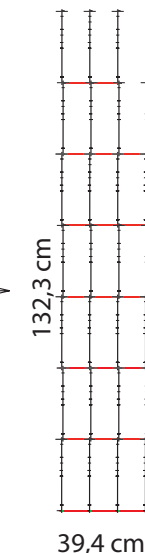
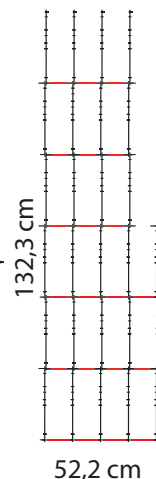
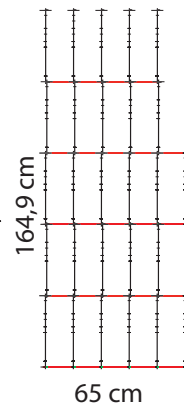
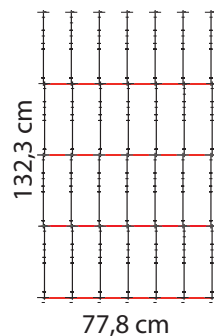
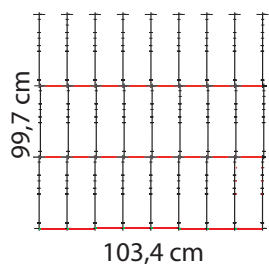


# Strutture realizzabili con UN METRO QUADRO di LIGHTSPACE VERTICAL BOOK

In questo schema abbiamo indicato le strutture realizzabili con l'utilizzo di "tutti" i SEPARATORI disponibili.

Per la sola struttura indicata con **T**, occorre integrare il contenuto della "Confezione METRO QUADRO" con una "Confezione di TIRANTI AGGIUNTIVI VERTICALI"

## DISEGNO SCHEMATICO



CALCOLO DEGLI INGOMBRI:

Base:  $N. \text{Moduli} \times 12,8 + 1,0 \text{ cm}$

Altezza:  $N. \text{Moduli} \times 32,6 + 1,9 \text{ cm}$