

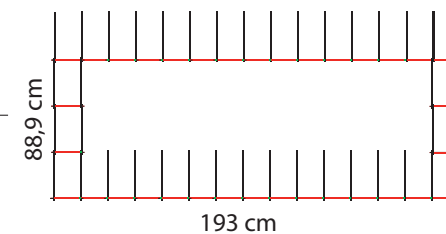
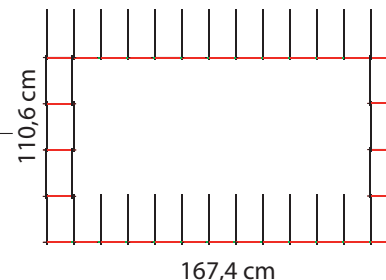
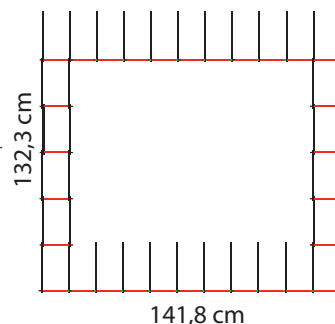
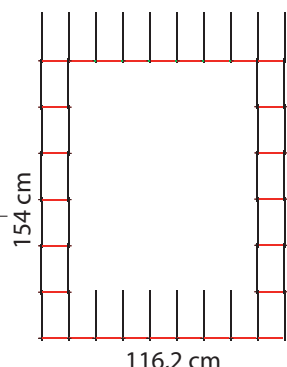
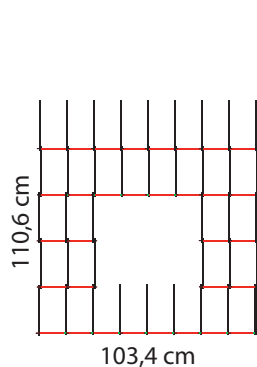
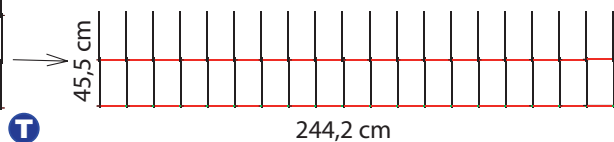
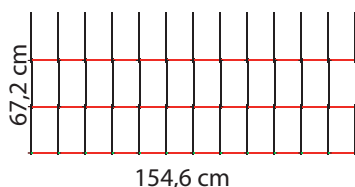
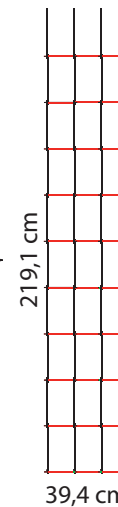
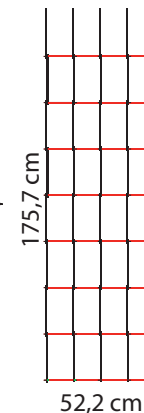
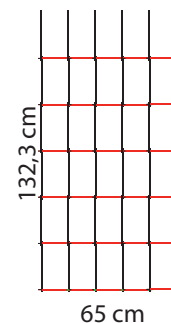
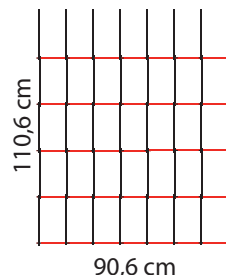
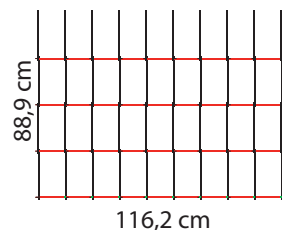
Strutture realizzabili con UN METRO QUADRO di LIGHTSPACE VERTICAL DVD

In questo schema abbiamo indicato le strutture realizzabili con l'utilizzo di "tutti" i SEPARATORI disponibili.

Per le sole strutture indicate con **T** occorre integrare il contenuto della "Confezione METRO QUADRO" con una "Confezione di TIRANTI AGGIUNTIVI VERTICALI"



DISEGNO SCHEMATICO



CALCOLO DEGLI INGOMBRI:

Base: N. Moduli x 12,8 + 1,0 cm

Altezza: N. Moduli x 21,7 + 2,1 cm