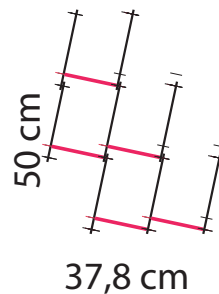
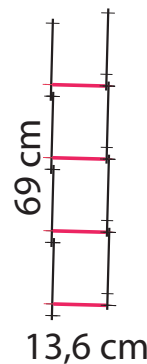
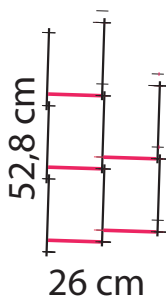
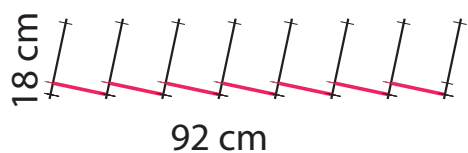
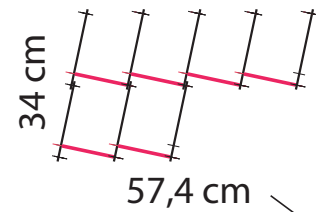
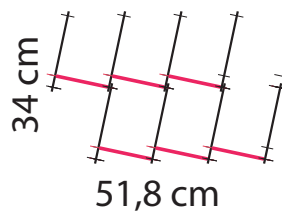
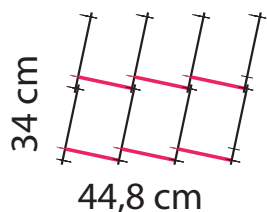


Strutture realizzabili con UN MODULO BASE di LIGHTSPACE CLASSIC CD

DISEGNO SCHEMATICO



CALCOLO DEGLI INGOMBRI:

Base: $N. \text{Moduli} \times 12,6 + 14 \text{ cm}$

Altezza: $N. \text{Moduli} \times 16 + 2 \text{ cm}$